

MC's Economic Performance

Financial Highlights Mitsubishi Corporation and Subsidiaries Years Ended March 31

Performance Measure







Millions of Yen	March 2006	March 2007
Operating transactions	19,067,153	20,516,264
Gross profit	1,051,481	1,148,101
Net income	350,045	415,895
Core earnings*	537,410	679,496

* Core earnings = Operating income (before the deduction of provision for doubtful receivables) + Interest expense (net of interest income) + Dividend income + Equity in earnings of affiliated companies

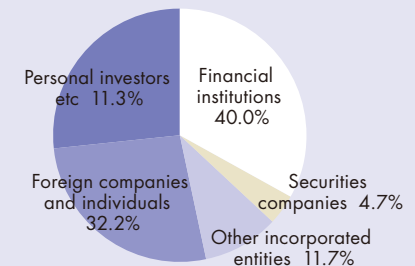
Amounts Per Share

(Unit: yen)	2006	2007
Shareholders' equity	35.00	46.00
Net Income per share	215.38	246.52

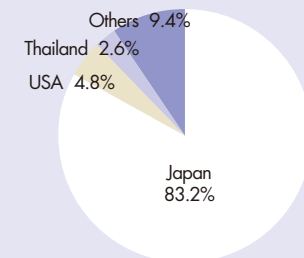
Fiscal 2007 Results of Business Groups

New Business Initiative Group  Operating transactions: 278,378 million Net income: 12,202 million Segment assets: 486,738 million	Machinery Group  Operating transactions: 3,440,429 million Net income: 83,201 million Segment assets: 2,633,935 million
Energy Business Group  Operating transactions: 4,377,210 million Net income: 73,999 million Segment assets: 1,556,896 million	Chemicals Group  Operating transactions: 2,202,522 million Net income: 19,994 million Segment assets: 831,606 million
Metals Group  Operating transactions: 5,261,412 million Net income: 186,818 million Segment assets: 3,204,975 million	Living Essentials Group  Operating transactions: 4,953,248 million Net income: 48,286 million Segment assets: 2,153,026 million

Shareholder Mix



Regional Sales



Socially Responsible Investment (SRI) Indices and Inclusion in SRI Funds

In addition to traditional investments based on financial analysis, recent years have seen the establishment in many parts of the world of SRI indices and funds that value and select companies on the basis of their social activities, environmental-friendliness and ethics, etc.

MC has been included in many global

and national SRI indices and funds as a result of the high marks given to its CSR programs and the transparency of its information disclosure. MC is currently listed on FTSE4Good, a leading index of FTSE, which is a joint venture in the UK between the Financial Times and the London Stock Exchange; the Dow Jones

Sustainability Indexes (DJSI), maintained by Dow Jones in the USA; and the MS-SRI of Morningstar Japan (as at July 2007).



FTSE4Good