

# Mitsubishi Corporation

---

## **Growth Beyond**

# **Midterm Corporate Strategy 2018**

---

May 9, 2017

Takehiko Kakiuchi

President & CEO

# Contents

## 1 Progress on Midterm Corporate Strategy 2018

- Initiatives based on the Midterm Strategy management directions
  - (1) Achievement of an optimal portfolio balance and visualization of the shift toward “managing” businesses
  - (2) Companywide capital allocation toward growth
  - (3) Acceleration of portfolio re-profiling

## 2 Growth Beyond Midterm Corporate Strategy 2018

- Recognition of the operating environment
  - Geopolitical risk
- Growth vision
  - (1) Future of the MC Group
  - (2) Perpetual value creation

### (Forward-Looking Statements)

- This release contains forward-looking statements about Mitsubishi Corporation’s future plans, strategies, beliefs and performance that are not historical facts. Such statements are based on the company’s assumptions and beliefs in light of competitive, financial and economic data currently available and are subject to a number of risks, uncertainties and assumptions that, without limitation, relate to world economic conditions, exchange rates and commodity prices.
- Accordingly, Mitsubishi Corporation wishes to caution readers that actual results may differ materially from those projected in this release and that Mitsubishi Corporation bears no responsibility for any negative impact caused by the use of this release.

**1**

# Progress on Midterm Corporate Strategy 2018

# Initiatives based on the Midterm Strategy management directions

## Introduction of a framework following the four outlined directions

### Management approach over the three-year Midterm Corporate Strategy period

Aiming at double-digit ROE based on high-quality earnings as well as efficiency and financial soundness

#### [Reforming Management Platform]

1 Rebalancing of “resources” and “non-resources”

2 Cash-flow-focused management



#### [Growth Initiatives]

3 Further evolution from “investing” to “managing”

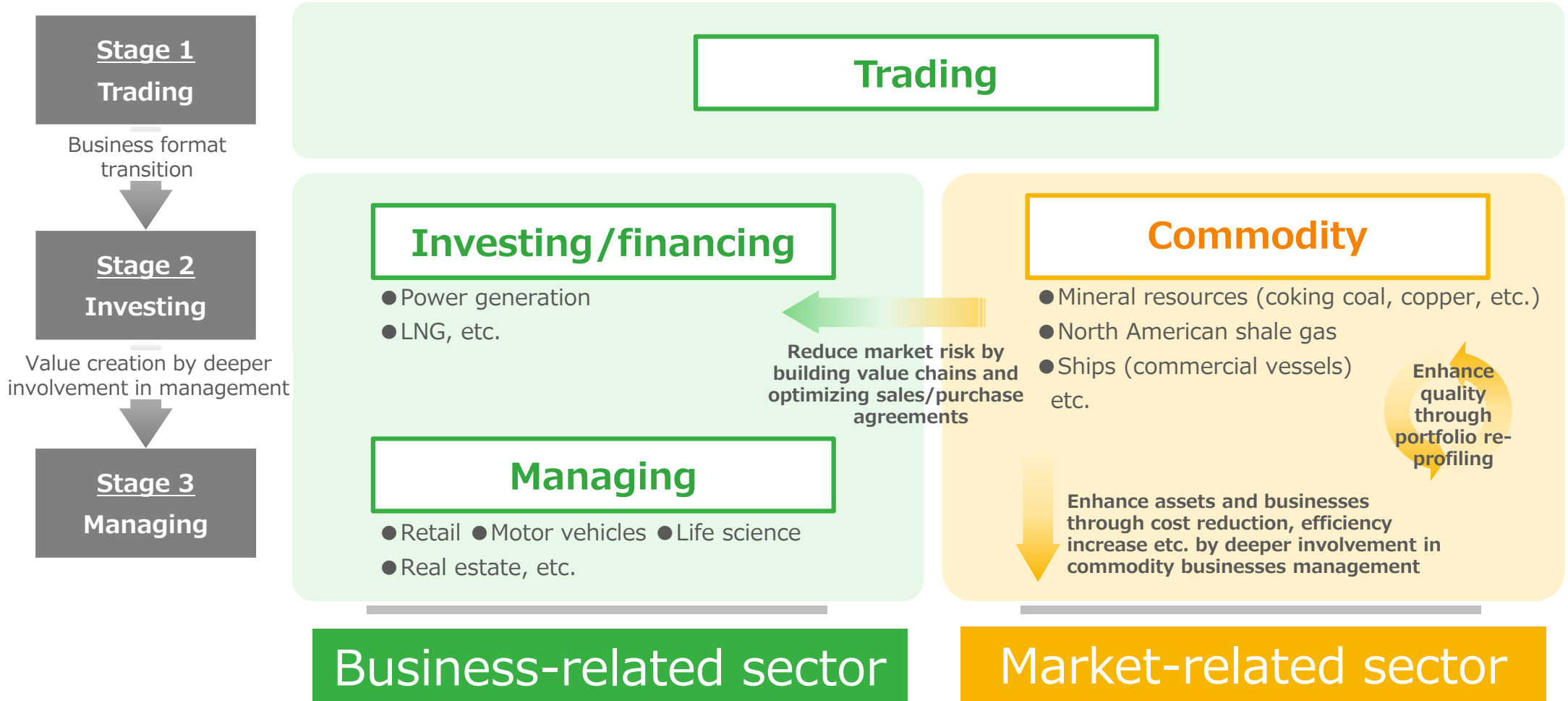
4 “Lifecycle-based” portfolio re-profiling

### Objectives

- A Achievement of an optimal portfolio balance and visualization of the shift toward “managing” businesses 1  
3
- B Companywide capital allocation toward growth 2
- C Acceleration of portfolio re-profiling 4

# (1) Achievement of an optimal portfolio balance and visualization of the shift toward "managing" businesses A

- Revise business categorization to "market-related sector" and "business-related sector," based on market risk sensitivity. Assume an optimal balance by the end of fiscal year 2018 by keeping the "market-related" portfolio size unchanged.
- Introduce a framework to make the shift toward "managing" businesses visible by dividing the "business-related" sector into three sub-categories. Clarify the direction toward growth: value creation leveraging management capabilities.

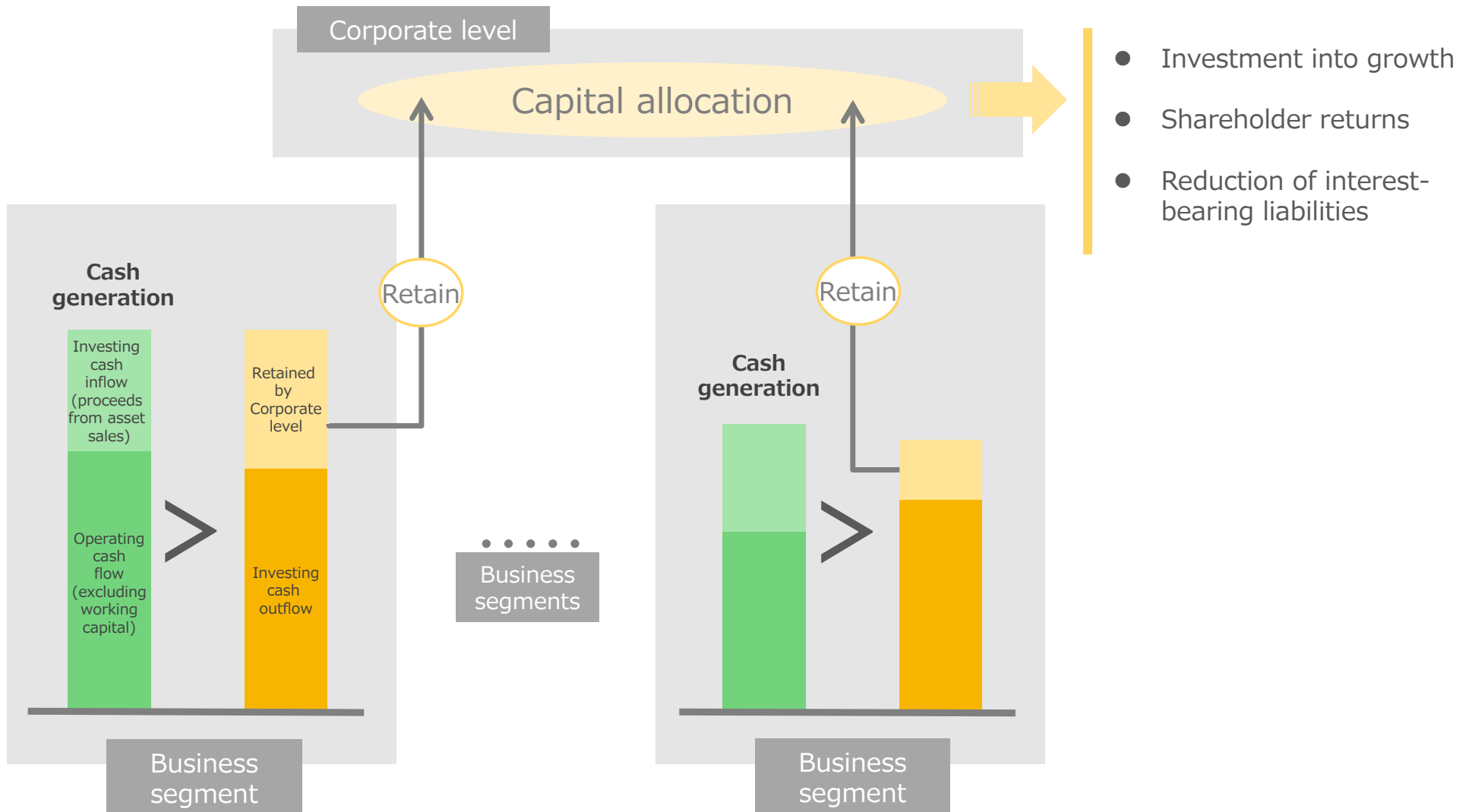


Aim for an optimal balance of business-related and market-related sectors

## (2) Companywide capital allocation toward growth

B

- Increase the number of options in capital allocation policy and drive companywide growth beyond the business segment boundaries by retaining a fixed percentage of business segments profits on the corporate level.
- Steadily promote autonomous management of the business segments by continuing cash-flow-focused management at the business segment level.



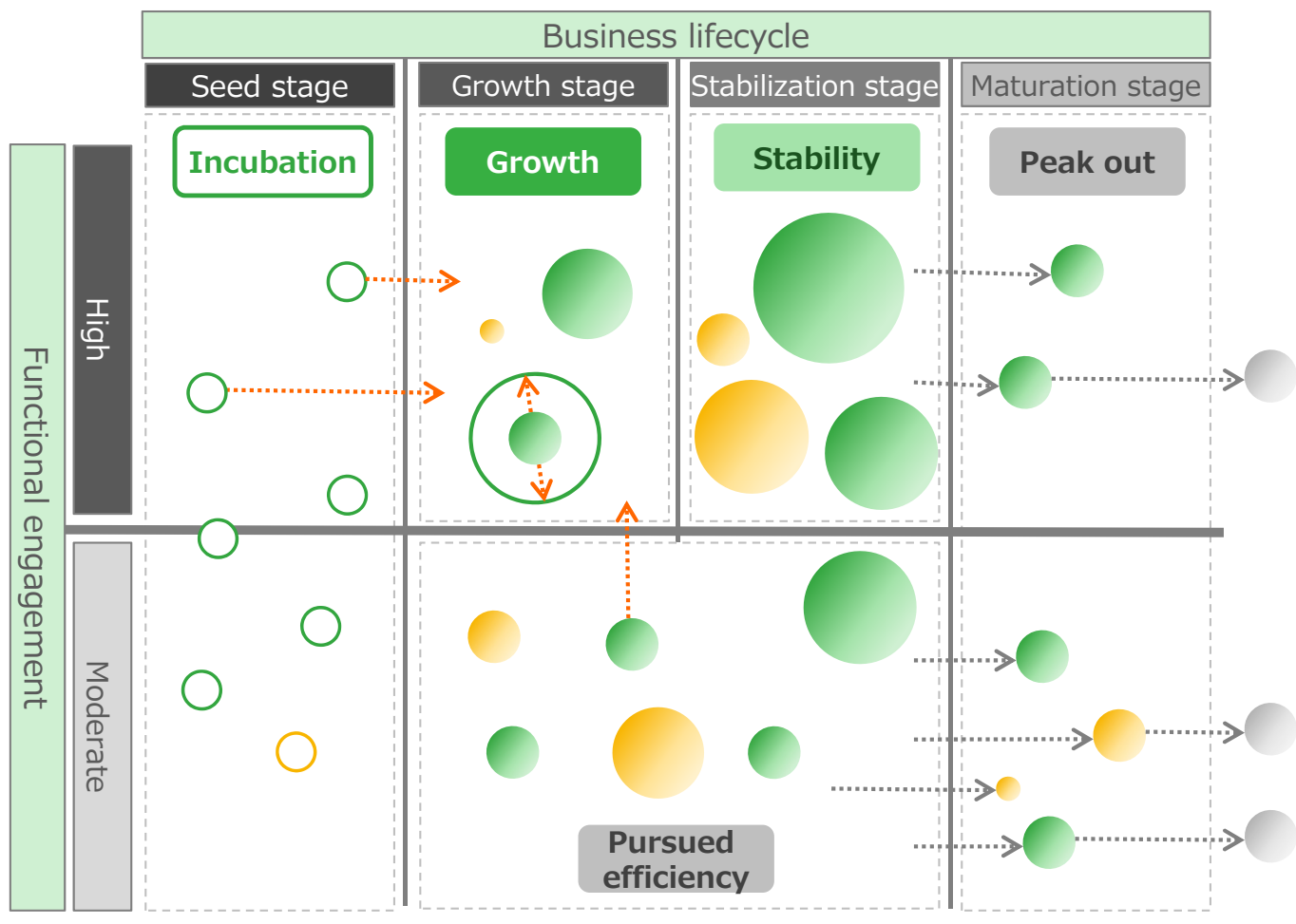
### (3) Acceleration of portfolio re-profiling

C

- Cognizant of business lifecycles and influencing factors, identify the Company's businesses and continuously review them. Promote a healthy business metabolism in response to changing market environments.

#### Portfolio-profiling Matrix

- Recognize that businesses are in a constant state of flux due to changes in the environment
- Re-profile portfolios according to level of functional engagement in each business



#### Fiscal year 2016

##### "Growth" initiatives

- Acquisition of Lawson as a subsidiary
- Restructuring of the Indonesian automotive business
- Scale expansion in the US power generation business

##### "Peak out" initiatives

- Shale gas assets (Cordova)
- Indonesian nickel business
- Part of thermal coal assets (under consideration)



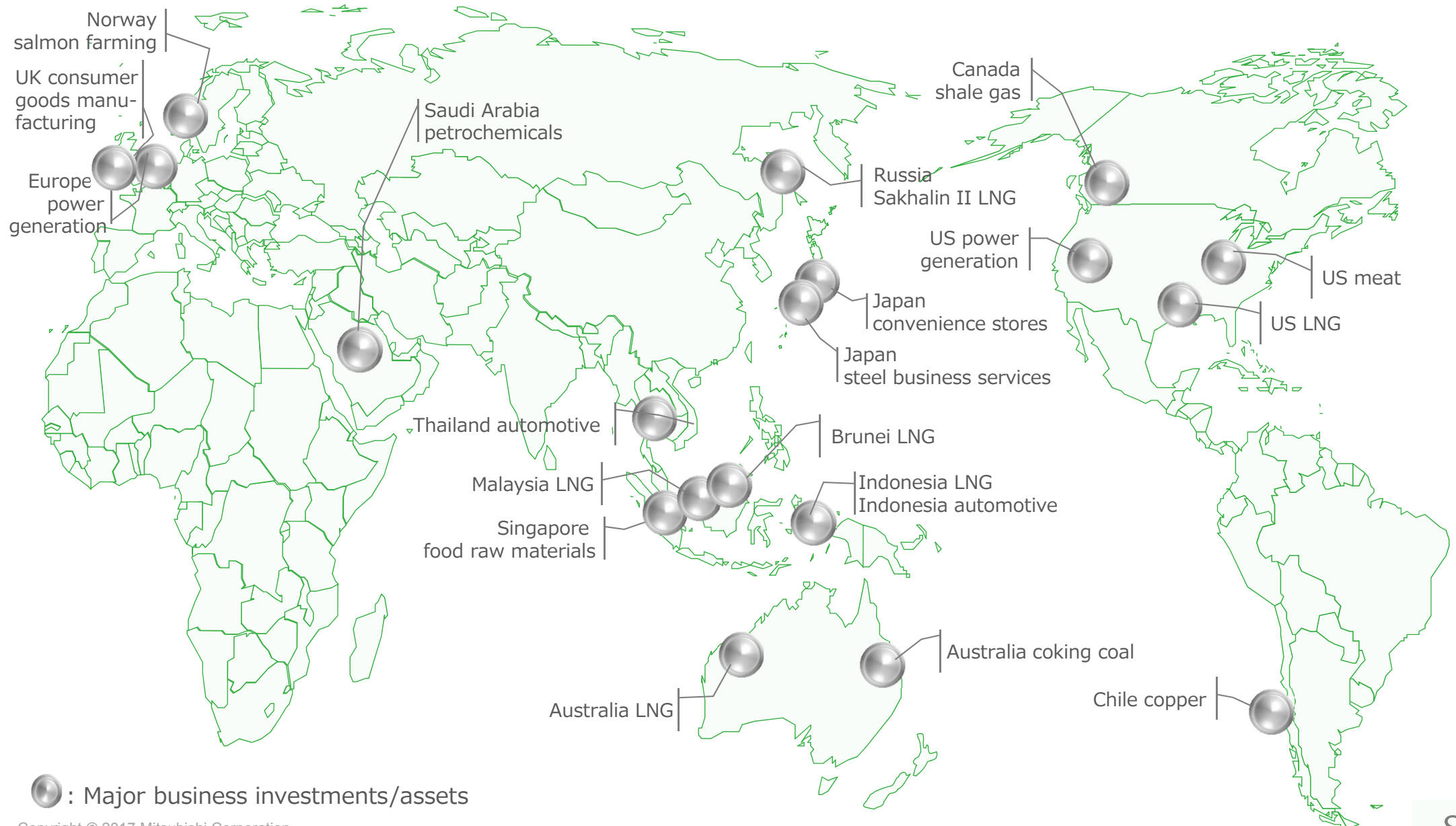
Continue active portfolio re-profiling in fiscal year 2017 and beyond

## Growth Beyond Midterm Corporate Strategy 2018



## Geopolitical risk (i)

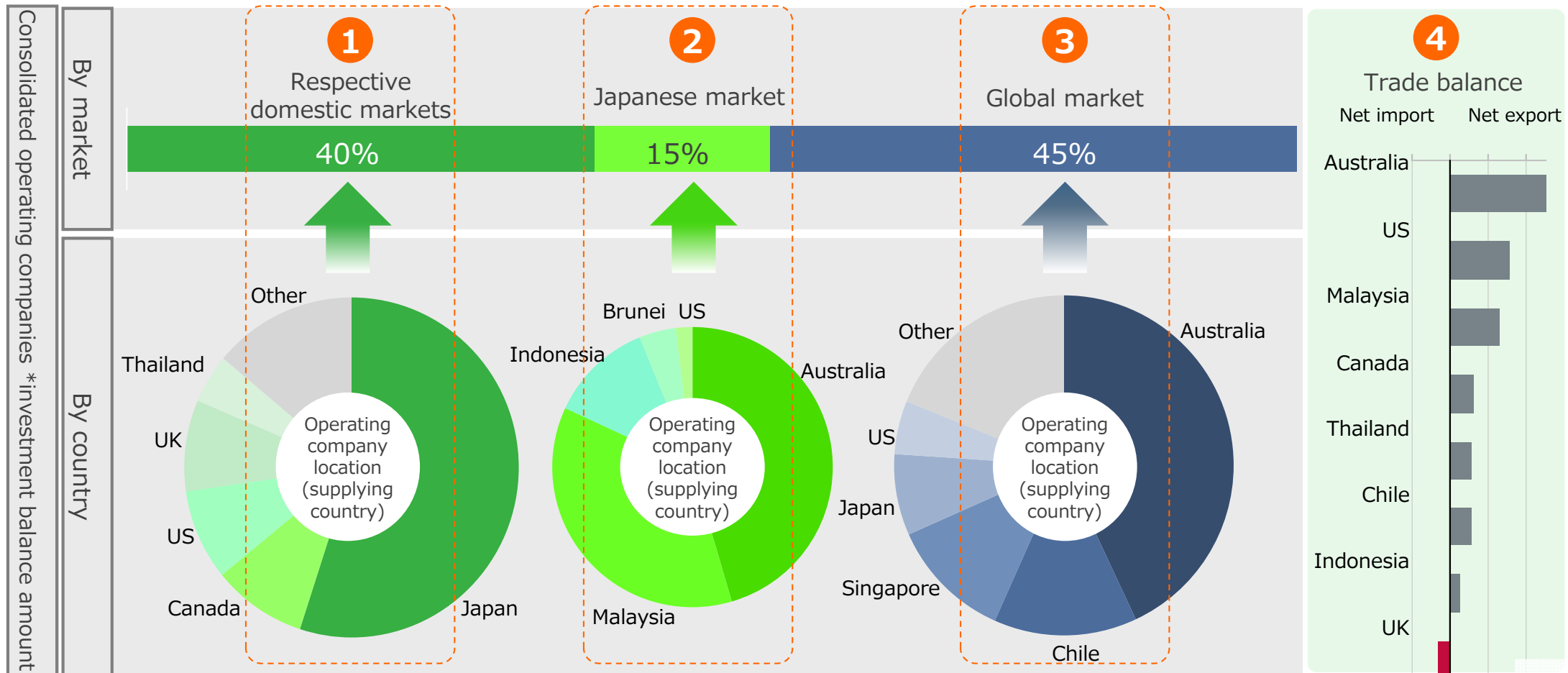
- Large-scale individual business investments located mainly in regions with low geopolitical risk impact.



## Geopolitical risk (ii)

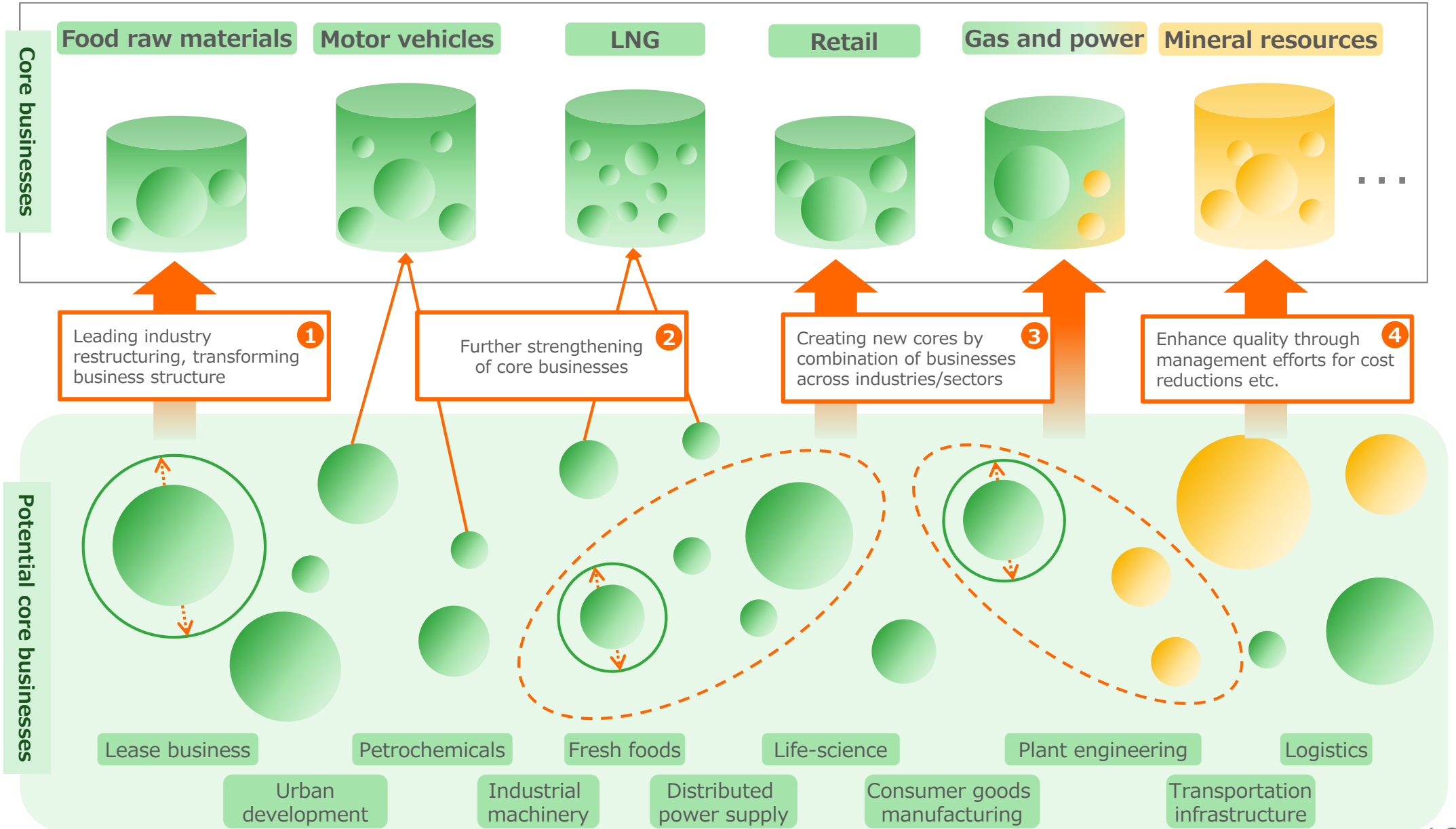
- Low exposure to geopolitical risk also in terms of relationship between key markets and locations of operating companies.

- 1 The majority of businesses serving domestic demand, centering on local production for local consumption, is located in regions with low geopolitical risk, such as Japan, North America, and Europe.
- 2 Operating companies mainly exporting to the Japanese market are in locations of low geopolitical risk.
- 3 Even if geopolitical risk materializes in a country with a significant share of demand, the overall impact will remain low since the majority of supply countries have low geopolitical risk.
- 4 Since the consolidated trade balance in major export countries is positive (net export), there will be little influence if import barriers are introduced in these countries.



# Future of the MC Group

- Dynamically allocate management resources concentrating on core businesses.



## Perpetual value creation: Ability to Conceptualize and Execute

- By deeper involvement in business management, MC will cultivate managerial human resources capable of organically conceptualizing businesses that span sectors and industries and of executing initiatives that lead to their realization, thereby creating new core businesses.

