

Financial Highlights

Mitsubishi Corporation and Subsidiaries

(Billions of Yen)

	2021.3	2022.3	2023.3
Revenues And Income [IFRS]			
Revenues	12,884.5	17,264.8	21,572.0
Gross profit	1,605.1	2,150.8	2,560.0
Net income attributable to owners of the Parent	172.6	937.5	1,180.7
Net income attributable to owners of the Parent per share (diluted) (yen)	116.57	625.73	805.69
ROE (%)	3.2	15.0	15.8
ROA (%)	0.9	4.6	5.4

Dividends

Dividend per share (for the year, yen)	134	150	180
Total Payout Ratio (%)	115	31	53

(Billions of Yen)

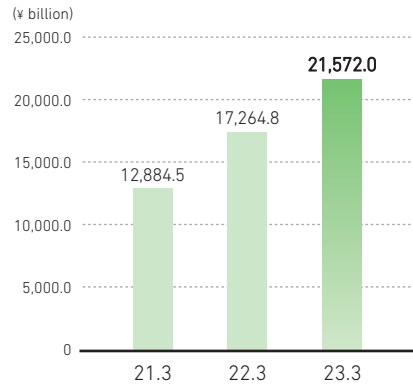
	2021.3	2022.3	2023.3
Financial Position [IFRS]			
Total assets	18,635.0	21,912.0	22,152.9
Equity attributable to owners of the Parent	5,613.6	6,880.2	8,071.0
Equity per share attributable to owners of the Parent (yen)	3,803.01	4,659.68	5,648.84
Cash Flows			
Operating cash flows	1,017.6	1,055.8	1,930.1
Investing cash flows	(357.3)	(167.6)	(177.5)
Free cash flows	660.3	888.2	1,752.6

Segment Information (Year Ended March 31, 2023) [IFRS]

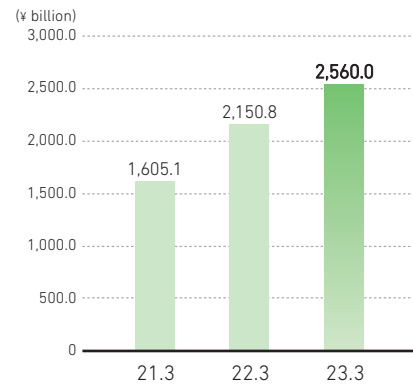
	Natural Gas Group	Industrial Materials Group	Petroleum & Chemicals Solution Group	Mineral Resources Group	Industrial Infrastructure Group
Net income	170.6 billion	62.0 billion	45.0 billion	439.3 billion	31.9 billion
Total assets	2,043.0 billion	1,461.7 billion	1,160.7 billion	4,098.1 billion	1,329.2 billion
No. of employees	656	9,765	2,287	871	9,280
	Automotive & Mobility Group	Food Industry Group	Consumer Industry Group	Power Solution Group	Urban Development Group
Net income	127.5 billion	63.4 billion	23.0 billion	61.9 billion	123.3 billion
Total assets	1,915.4 billion	2,103.0 billion	3,988.6 billion	2,716.2 billion	1,164.6 billion
No. of employees	6,428	23,407	18,794	4,764	463

*Net income denotes net income attributable to owners of the Parent.

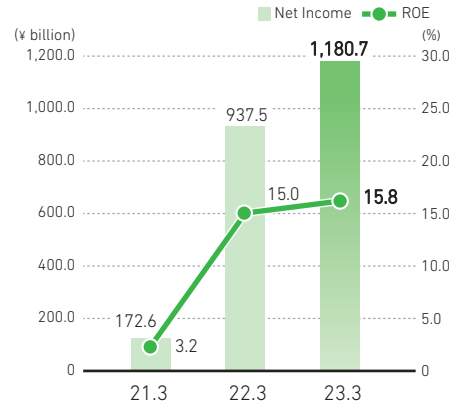
Revenues



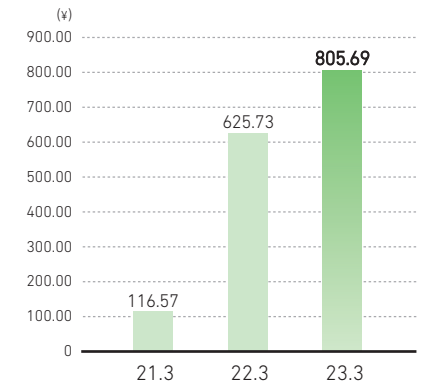
Gross Profit



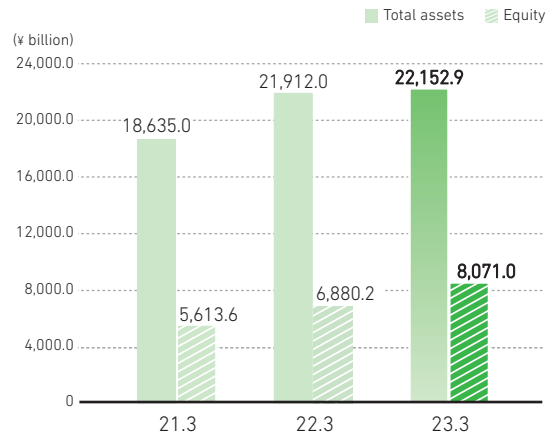
Net Income and ROE



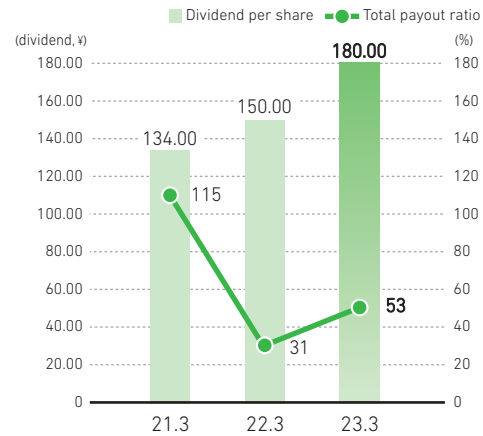
Net Income Per Share (Diluted)



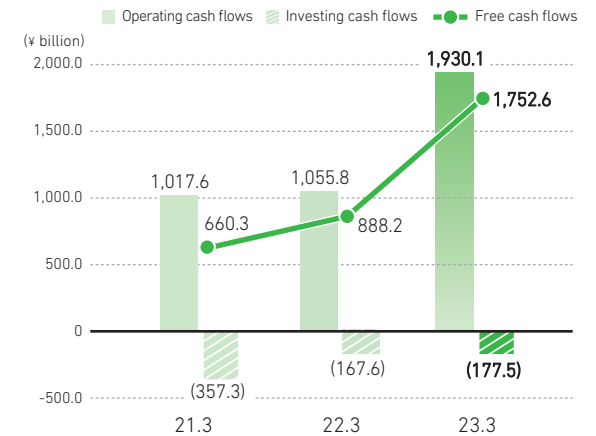
Total Assets and Equity



Dividend Per Share and Total Payout Ratio



Cash Flows



*Net Income denotes net income attributable to owners of the Parent.

*Equity denotes equity attributable to owners of the Parent.